




# Felt Harvest Wreath



Cut out your leaves using the template provided or create your own!



For leaf shape #4, put a dab of glue on one end and pinch together until secure. This will give the leaf a more 3D effect.



Cut strips of fabric and wrap around your wreath frame. Secure with glue.



Wrap decorative ribbon or trim over the fabric. Secure with glue.

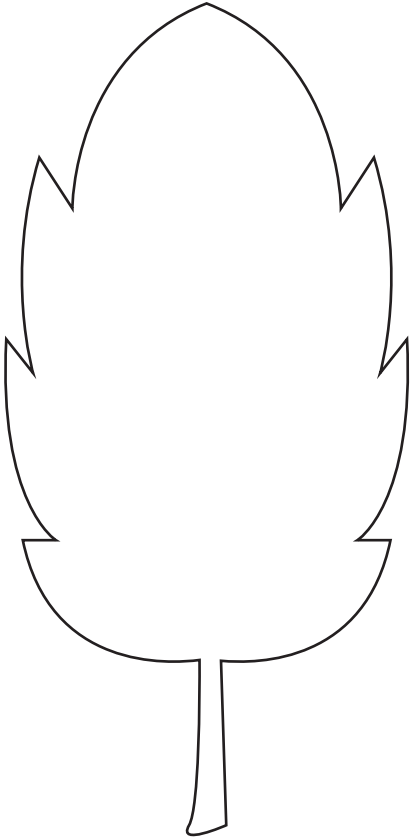


Layer leaves on top of the fabric and glue in place.


**TIP:** Use pins to map out placement of leaves before securing with glue.

# Leaves Template


1



2



3



4

